

1 My school bag



1 Look at the photos. Talk with a friend.

- 1 How many school bags can you see?
- 2 What colours are they?

3 What colour is your school bag?

2 Listen and match the bags to the children.



1




Eva

2



Sue

3




Ben

4



Tom

6



THINK BIG
 Which bags are good?





3 Look at Max's school bag. How many things can you name?



4 Draw three objects in your bag and write.

I've got _____ , _____
 and _____ in my school bag.

5 Find out about your friend's bag.


What's in your bag?

I've got a ruler.

Me too!

6 Read, think and write.

- 1 It's in Max's bag. It's not in my bag.
 It's _____ .
- 2 It's in my bag. It's not in Max's bag.
 It's _____ .
- 3 It's not in my bag. It's not in Max's bag.
 It's _____ .



1 Look at the photos. Talk with a friend.


- What's this?
- What are these?
- It's a/an ...
- They're ...



2 Listen to the chant and match the photos.

3 Complete the words.


- Example post e r
- 1 ___ _ board
 - 2 book ___ _
 - 3 ___ _ puter
 - 4 key ___ _



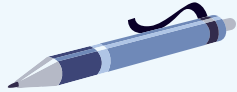
4  **Work with a friend.**
Give instructions and tidy your classroom.




TIP!
 Don't forget to say *please* and *thank you!*

5  **Look and read. Put a tick (✓) or a cross (✗) in the box.**
There are two examples.

Examples

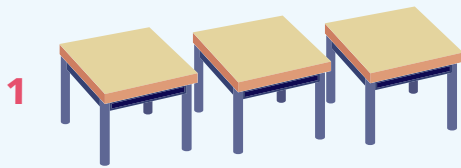


This is a pen.




These are rulers.

Questions




These are desks.



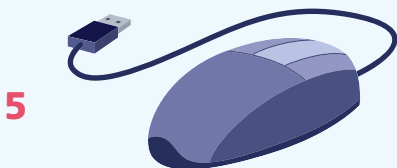
This is a cupboard.



This is a bookcase.



These are crayons.



This is a poster.

