

1

What do you remember?

STEP 1

1 Word work

Nouns


- a Look at the pictures and write the words.
- b Put the words into three groups.

Animals

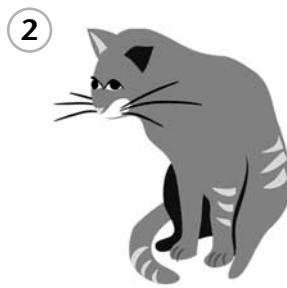
dog

Food

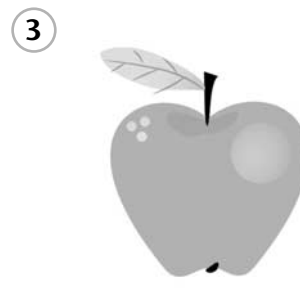
In the classroom



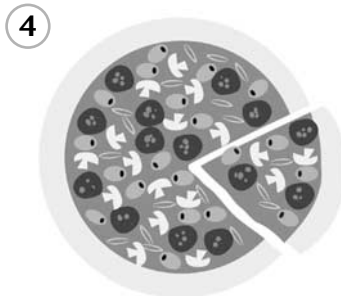
gdo dog



tca



palpe



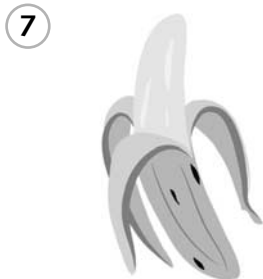
zipza



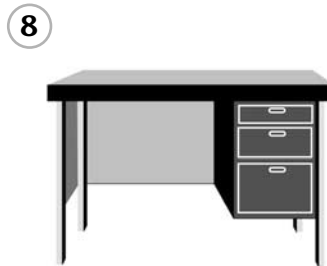
agb



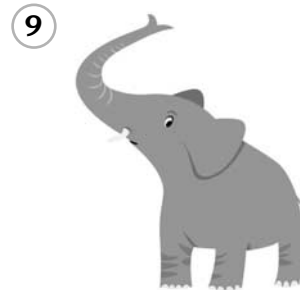
kobotone



nnaaab



keds



paletne

2 Write about you

Complete the sentences.



I'm

I've got

I like

3 What's the reply?

Match sentences 1–6 with the replies (a–f).

- 1 What's your name?
- 2 How are you?
- 3 Do you understand?
- 4 What is it?
- 5 Goodbye.
- 6 Hi! I'm Paulo.

a Hello. I'm Carmen.

d Goodbye. See you tomorrow.

b Yes.

e Anita.

c It's an elephant.

f I'm fine, thank you.

1 e 2 3 4 5 6


4 Punctuation

Write the sentences. Use capital letters and the correct punctuation.

- | | | | |
|-------------------|---------------------|----------------|-------|
| 1 howareyou | <u>How are you?</u> | 4 whatisit | |
| 2 i'mfinethanks | | 5 it'sanapple | |
| 3 myname'sroberto | | 6 ilikeanimals | |

5 Days of the week

Complete the puzzle with days of the week. Then write the days in order in the diary.



6 Extension Find more words

Look again at Exercise 1. Add some more words to the three groups.

Animals:

Food:

In the classroom:


STEP 2 **1 Classroom language**

Match the pictures with the sentences in the box. Write the sentences under the pictures.

What does it mean? Can you help me, please? I know.
Pardon? Can you say that again? I don't know.



4



5

1
2

3

2 Word work Verbs
Put the letters in the right order and make verbs. Write the verbs under the pictures.

drea p̄one ska kolo rewans stilen sleco twire



1 open



2



3



4



5



6



7



8

3 Classroom instructions

Make eight instructions. Use the verbs in box A and choose nouns from box B.

A write open close look at read listen to
 ask make

B a friend the CD the pictures your dictionary
 your book the board the sentences a list
 the song a letter

- 1 Write a letter.
- 2
- 3
- 4
- 5
- 6
- 7
- 8

4 he/she and his/her 1a, 2c

Complete the sentences. Use *He's*, *She's*, *His* or *Her*.



1 His name's Joe.
 fourteen.



2 name's
 Sadie. She's twelve.



3 name's
 Jack. He's thirteen.



4 Her name's Kate.
 eighteen.

5 What's the reply?

Complete the conversation. Circle the right reply: a, b or c.

- 1 HELEN: Hi! I'm Helen.
 ELISA:
 a I don't know.
b Hi!
 c Hi! I'm 13.
- 2 HELEN: What's your name?
 ELISA:
 a Your name's Elisa.
 b No.
 c Elisa.
- 3 HELEN: What nationality are you?
 ELISA:
 a Spain.
 b She's Spanish.
 c I'm Spanish.
- 4 HELEN: Where do you live?
 ELISA:
 a In Malaga.
 b In Spanish.
 c You live in Malaga.
- 5 HELEN: How old are you?
 ELISA:
 a Don't panic!
 b Yes, I'm fine.
 c I'm thirteen.

6 Extension *Who is it?*

Look at the information about Joe, Sadie, Kate and Jack in the Student's Book (pages 8 and 9). Write the correct names.

- 1 Jack : I live next door to Sadie.
- 2 : I'm 12.
- 3 and :
 We like computers.
- 4 : I've got two sisters.
- 5 : I'm at university.
- 6 : Sadie's my friend.
- 7 : I'm 18.
- 8 : I'm 14.

STEP 3

1 Numbers

Match the words in A with the words in B and make sentences.

- | | |
|---|--|
| <p>A</p> <p>1 My friend Joe is
 2 My telephone number is
 3 We live
 4 Look at page
 5 James Bond is</p> | <p>B</p> <p>a 0 eight 0 seven nine three six double four two.
 b double 0 seven.
 c ninety-four.
 d at number eighteen.
 e fourteen.</p> |
|---|--|
- 1 e 2 3 4 5

2 Ordinal numbers

Write the numbers. Use the words in the box.

third tenth second eighth ~~first~~ fifth
 fourth sixth ninth seventh

- 1st first 6th
- 2nd 7th
- 3rd 8th
- 4th 9th
- 5th 10th

3 The alphabet

Say the letters. Write the odd one out in each group.

- 1 D F B E F
- 2 H K J Y
- 3 S L C M
- 4 U Q I W
- 5 A T P V
- 6 N X R F

4 Listening Letters and numbers

Listen to the letters and numbers. Tick (✓) the right answer: a or b.

- 1 a 13 b 30
- 2 a T b D
- 3 a 40 b 14
- 4 a M b N
- 5 a 80 b 18
- 6 a V b W



5 Asking for permission and for help

Put the words in the right order. Make three questions asking for permission and two questions asking for help.

- 1 window / open / can / the / I ?
Can I open the window?
- 2 I / letter / your / can / read ?

- 3 look / your / I / at / photos / can ?

- 4 do / how / 'Liverpool' / spell / you ?

- 5 you / how / English / 'carne' / say / in / do ?

6 Extension A secret message

Do you understand the code? What does the message say?

C N O E T E I D W
A I P N H W N O

..... ?

Unit 1 Learning diary

Date

In Unit 1 I revised:

- | | Easy | Not bad | Difficult | | | | | | | | | | | | | | | | | | | | | | | | | | | | | | | | |
|---|--------------------------|--------------------------|--------------------------|-------------------------|---------------------|---|-------|--|--------------------|---|-------|--|---------------------------------|---|-------|--|--------------------------|---|-------|--|----------------------------|---|-------|--|----------------------|---|-------|--|---------------------------------|---|-------|--|--------------------------|--------------------------|--------------------------|
| <ul style="list-style-type: none"> words I remember from primary school.
 <i>desk, bag, pizza,</i> | <input type="checkbox"/> | <input type="checkbox"/> | <input type="checkbox"/> | | | | | | | | | | | | | | | | | | | | | | | | | | | | | | | | |
| <ul style="list-style-type: none"> things I can say about myself.
 <i>My name's</i> <i>I'm</i>
 <i>I live</i> <i>I've got</i> | <input type="checkbox"/> | <input type="checkbox"/> | <input type="checkbox"/> | | | | | | | | | | | | | | | | | | | | | | | | | | | | | | | | |
| <ul style="list-style-type: none"> how to say and write the date in English.
 It's the first of September. <i>1st September</i>
 It's the second of October.
 It's the third of November.
 It's the fourth of December. | <input type="checkbox"/> | <input type="checkbox"/> | <input type="checkbox"/> | | | | | | | | | | | | | | | | | | | | | | | | | | | | | | | | |
| <ul style="list-style-type: none"> classroom language. <table border="0" style="width: 100%;"> <tr> <td style="width: 30%;">I don't know.</td> <td style="width: 10%;">=</td> <td style="width: 50%;">.....</td> <td style="width: 10%; text-align: right;"><i>(in my language)</i></td> </tr> <tr> <td>I don't understand.</td> <td>=</td> <td>.....</td> <td></td> </tr> <tr> <td>What does it mean?</td> <td>=</td> <td>.....</td> <td></td> </tr> <tr> <td>Pardon? Can you say that again?</td> <td>=</td> <td>.....</td> <td></td> </tr> <tr> <td>Can you help me, please?</td> <td>=</td> <td>.....</td> <td></td> </tr> <tr> <td>Can I use your dictionary?</td> <td>=</td> <td>.....</td> <td></td> </tr> <tr> <td>How do you spell it?</td> <td>=</td> <td>.....</td> <td></td> </tr> <tr> <td>How do you say that in English?</td> <td>=</td> <td>.....</td> <td></td> </tr> </table> | I don't know. | = | | <i>(in my language)</i> | I don't understand. | = | | | What does it mean? | = | | | Pardon? Can you say that again? | = | | | Can you help me, please? | = | | | Can I use your dictionary? | = | | | How do you spell it? | = | | | How do you say that in English? | = | | | <input type="checkbox"/> | <input type="checkbox"/> | <input type="checkbox"/> |
| I don't know. | = | | <i>(in my language)</i> | | | | | | | | | | | | | | | | | | | | | | | | | | | | | | | | |
| I don't understand. | = | | | | | | | | | | | | | | | | | | | | | | | | | | | | | | | | | | |
| What does it mean? | = | | | | | | | | | | | | | | | | | | | | | | | | | | | | | | | | | | |
| Pardon? Can you say that again? | = | | | | | | | | | | | | | | | | | | | | | | | | | | | | | | | | | | |
| Can you help me, please? | = | | | | | | | | | | | | | | | | | | | | | | | | | | | | | | | | | | |
| Can I use your dictionary? | = | | | | | | | | | | | | | | | | | | | | | | | | | | | | | | | | | | |
| How do you spell it? | = | | | | | | | | | | | | | | | | | | | | | | | | | | | | | | | | | | |
| How do you say that in English? | = | | | | | | | | | | | | | | | | | | | | | | | | | | | | | | | | | | |
| <ul style="list-style-type: none"> saying hello and goodbye in English.
 <i>Hello. How</i> <i>you?</i> <i>I'm</i>
 <i>Goodbye. See you</i> | <input type="checkbox"/> | <input type="checkbox"/> | <input type="checkbox"/> | | | | | | | | | | | | | | | | | | | | | | | | | | | | | | | | |

Unit 1 was
 interesting quite interesting not very interesting