

1

Disaster!

Pompeii was a city of 20,000 people in the south of Italy 2,000 years ago. It was a very modern city. Lots of the houses had running water. There was a busy marketplace, a theatre and there were lots of shops. The shopkeepers sold things that came on big ships from different countries around the world. The city was full of beautiful works of art.

1 smoke

2 volcano

3 temple

4 columns

5 fountain

6 theatre

7 horse and cart

8 servant

9 statue

10 vase

1 CD1
10

Listen and say the words. Check with your partner.

2 CD1
11

Read, listen and complete the sentences.

- 1 The gate takes the children into the _____.
- 2 Phoebe likes the gardens with the _____ and the _____.
- 3 There are no cars, only _____ and _____.
- 4 The mountain is not a mountain. It's a _____.

3 Choose a word. Mime it for your partner to guess.

Look! Can you guess the word?

I'm not sure ... Is it ... ?

10 Around Pompeii



1 Read the newspaper text and write the names under the pictures.
 Be careful, there is one extra picture.

Earthquake shakes London

At 5.37 p.m. yesterday many Londoners suddenly felt the earth shake. We talked to some of them this morning to hear their stories.

‘My sons and I were playing football,’ said Ken Harmer from Wimbledon. ‘We didn’t feel much and we weren’t worried.’ ‘I was in the living room,’ said his wife, Claire. ‘I was reading – it was strange!’ Their neighbour Caroline was sleeping when it happened. ‘It was terrible. I was so scared!’ she said. Another man, Mr Singh told us, ‘When I felt the earthquake, I was standing on the balcony of our flat. It’s on the 27th floor. ‘I didn’t know what to do so I sat down!’



2 CD 1
12

Grammar
focus

Listen and say the sentences.

When the earthquake happened:
 ... Mr Harmer and his sons were playing football.
 ... his wife was reading in the living room.
 ... their neighbour was sleeping.



3 Ask and answer.



What were you doing yesterday at five o'clock?

I was ...

1 CD-1
13

Listen and correct the mistakes.
 Then sing the song.

I was sleeping in the garden, ⁽¹⁾ _____
 When the ground began to shake,
 A vase fell in the fountain, ⁽²⁾ _____
 The fountain fell in the lake.
 I ran inside the shop, ⁽³⁾ _____
 And I thought, 'No, this is it!
 Yeah, I was feeling pretty angry when ... ⁽⁴⁾ _____
 The earthquake hit.

Danger. Danger. Danger, everywhere!
 Life is full of danger,
 You'd better take care!

I was walking in the city, ⁽⁵⁾ _____
 When the day turned really grey.
 I looked up at the clouds and ⁽⁶⁾ _____
 And I knew I couldn't stay.
 There was rain in the clouds, ⁽⁷⁾ _____
 There was smoke and thunder too.
 I was feeling pretty happy when the ... ⁽⁸⁾ _____
 Volcano blew.

All about music: Punk Rock

The first punk bands came from the USA and UK in the mid 1970s. Bands like The Ramones and The Clash wanted to change music forever. Their songs were fast, short and often very angry. Punk was about fashion too – scruffy torn clothes, amazing hair styles and lots of safety pins.

What I think

- It's great.
- It's OK.
- I don't really like it.

2 CD-1
14

Listen and say the dialogue.



Gran Your haircut is **cute**, Stan!
Stan I like your cap and **cape**, Gran!



12 Phonics focus: final e

1

1 Read Christopher's email to his friend. Some of the words were accidentally deleted. Look at the pictures and correct the email.

Hi Ryan,

Today we had a disaster day at home!
 Let me tell you all about it! While dad was sleeping, the animals were very bad. Our naughty cat was (1) _____ ing our lunch and our dog was (2) _____ ing birds in the garden! My sister and brother were even worse! My brother John was (3) _____ ing my mobile phone and my baby sister was (4) _____ ing on the walls.

I hope you had a better day!
 Christopher

2 CD1 17

Grammar focus

Listen and say the sentences.

While mum was working in the garden, the dog was eating her socks.

While Christopher was reading, his brother was fixing the alarm clock.

3 Play the *wishidishing* game with a partner. Say a sentence. Your partner has to guess.

On Sunday afternoon while I was playing computer games, my mum was *wishidishing*

No, she wasn't.

No.

Yes, she was!

While you were playing computer games, your mum was reading.

Was she sleeping?

Was she listening to music?

Two simultaneous actions with *while* 13


 The Time Travellers

1 Go through the text quickly and find answers to the questions.

- a** Where are the kids? **b** What year is it?

2  **CD 1**
18 Read and listen to the story to check your answers.

A narrow escape

Phoebe started running down the stone stairs. ‘Hey, wait!’ Alex shouted. ‘Where are you going?’ ‘Come quickly. Follow me!’ Phoebe shouted. ‘Why?’ Alex and Patrick didn’t understand what was happening. Phoebe was running through the city in the direction of the hills. Alex and Patrick followed her. They ran past the houses and the beautiful temples with their statues and columns, but Alex and Patrick didn’t have time to look at any of that. They followed Phoebe up a hill outside the city.

When Phoebe reached the top of the hill, she sat down, and the boys sat down next to her.

‘I don’t understand!’ said Patrick. ‘What are we doing here?’ Phoebe waited for her breathing to slow down. Then she began to speak. She looked worried. ‘This city is Pompeii. We learned about it in History. That volcano over there is going to erupt, and we’re in danger!’ ‘But how do you know it’s going to erupt now?’ asked Alex.

Suddenly there was a loud noise like thunder. The three friends looked up at the volcano. They were scared by what they saw. There was a lot of dark, grey smoke. ‘I was right,’ said Phoebe. ‘We have to go and tell the people who live in Pompeii.’ ‘But are you certain it’s going to erupt?’ asked Alex. ‘Look!’ said Phoebe, ‘animals often run away from natural disasters. We learned that at school. Now come on! The people are in danger.’



Back in the city the children tried to tell everyone about the volcano but the people didn't understand what they were saying and so they were not worried. Suddenly there was another loud explosion.

'Look!' shouted Phoebe. 'It's too late! It's erupting.' Everybody was very scared. The sky became really dark and smoke filled the air. Stones flew from the volcano and landed in the city. People started to run away shouting for help. The children didn't know what to do. Suddenly Alex saw a yellow

light through the smoke. 'What's that? Look!' Phoebe and Patrick saw it too.

'I know what that is. It's the gate that brought us here!' Phoebe shouted. 'Let's go through it.' 'The gate?' Patrick didn't understand. 'Yes,' said Phoebe. 'Remember the lab? The yellow glow – the gate to the past. Maybe it'll take us back to our time? Let's run or we'll all die! It's our only chance!' The children ran as fast as they could to the light and jumped. They were gone in a flash!



On August 29th in 79 AD, Vesuvius erupted and destroyed the city of Pompeii. The volcano threw smoke and stones more than 30 kilometres high into the air. Within minutes, the stones, lava and ashes covered the whole city. Almost 20,000 people died.

3 Put the sentences in the correct order.

- | | |
|--|--|
| <input type="checkbox"/> They tried to warn people. | <input type="checkbox"/> Phoebe told the boys about Pompeii. |
| <input type="checkbox"/> They heard a loud noise. | <input type="checkbox"/> Suddenly they saw a bright light! |
| <input type="checkbox"/> The children ran up a hill. | |

4 Think! Work in pairs. Read the sentences. Check the text and then replace the underlined words with more specific information.

- | | |
|---|--------------------------------------|
| 1 They often run away from natural disasters. | 3 ... <u>they</u> were not worried. |
| 2 They're in danger. | 4 They ran as fast as they could ... |

Let's find 'natural disasters' in the text.

Here it is. Let's look. OK. It says ...



Skills

1 Read the text from a news website. Write *t* (true) or *f* (false).

- 1 Natural disasters can happen all over the world.
- 2 Scientists can stop weather disasters from happening.
- 3 Scientists can warn us about volcanoes, but not about earthquakes.
- 4 Weather and people can cause forest fires.
- 5 Floods often cause lots of damage.



How much do you know about natural disasters?

MAKE SURE YOU'RE DISASTER SMART – THE MORE YOU KNOW, THE BETTER.

- Natural disasters happen all over the world. We cannot stop them from happening.
- The weather causes some disasters like thunderstorms, floods, hurricanes and avalanches. Scientists often know when weather disasters will happen.
- Scientists have special equipment to watch volcanoes and earthquakes, but it's hard to know when these disasters will happen. That is why volcanoes and earthquakes cause a lot of damage.
- Statistics show that floods are the most expensive natural disasters.
- Forest fires can happen because of lightning, but also because people are not careful and make a fires in very dry places.
- Earthquakes are the deadliest of all natural disasters because they kill more people each year than any other disaster.
- It's a good idea to find out what kinds of disasters can happen where you live.
- When people choose a place to live, they should think about what disasters can happen. For example, people shouldn't build houses close to rivers if there is a danger of floods.

2 Work in groups of four. Think of a disaster you heard about / read about / watched on TV or which you experienced yourself. Tell your classmates about it.

A terrible flood happened in ...




Skills

1 CD1
19

Listen to a radio show about a natural disaster and answer the questions.

- 1 When did the flood in New Orleans happen?
- 2 How many people died?
- 3 What sort of things did people lose?
- 4 What did people need?



The flood happened in ...



2 CD1
20

Listen again and match the sentence halves.

- | | |
|--|---|
| 1 The Red Cross and Red Crescent | a killed lots of people. |
| 2 A few years ago, there was a terrible | b their homes and their jobs. |
| 3 It was called Katrina and it | c are one organisation with two names. |
| 4 Thousands of people lost their families, | d hurricane in the city of New Orleans. |
| 5 People didn't have clean water, they | e many weeks to help the people of New Orleans. |
| 6 They worked day and night for | f had no food, and needed medical help. |

3

Think of a natural disaster (real or imaginary). Use the questions to write a short text.

- What was the disaster?
- Where did it happen?
- When did it happen?
- What were you doing when it happened?
- What damage was there? (Houses broken? People dead?)



Learn and think

Volcanoes

1 Look at the photos. Which of them shows a volcano?
 What do volcanoes look like?

Volcanoes are ...



Smart fact

There are thousands of volcanoes on Earth. They are on every continent and also under the ocean floors. About 50–70 of them are active each year. Many volcanoes are dormant (they have not erupted for a long time, but could still erupt). Others are extinct (they have not been active for thousands of years and they will not erupt again).

2 Read the article to find out how volcanoes erupt. Write the words in the picture.

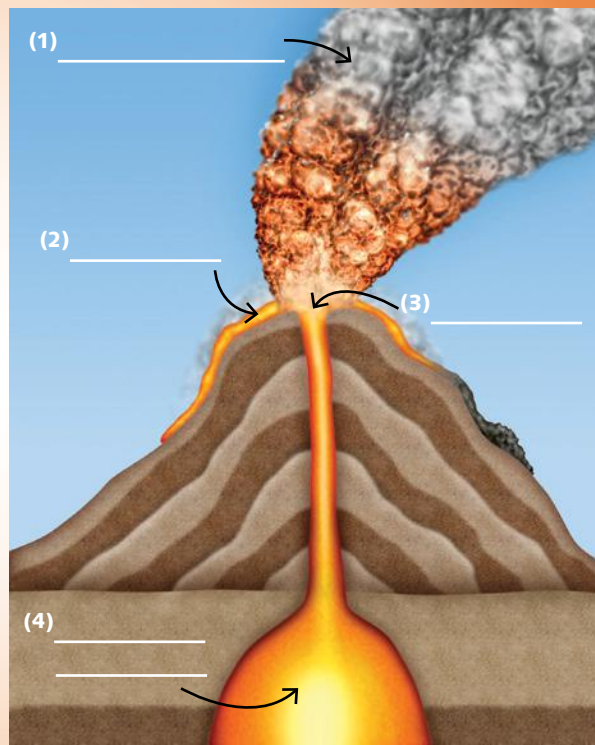
ash clouds magma chambers crater lava

Fire from inside the earth

Imagine a bottle of cola. What happens when you shake the bottle and open it? The drink will explode out of the bottle. This is because the bubbles in the drink are made of gas. When you shake the bottle, there is more pressure. When you open the bottle, the gas comes out very fast.

The same thing happens when a volcano *erupts*. The earth is very hot under the surface. It's so hot that the rock is liquid. This liquid rock is called magma. The temperature of magma is very high, between 700°C and 1300°C. Magma forms big caves inside the earth. They are called chambers. When pieces of rock fall into the magma they make gas. When the pressure of the gas is very high, the gas and the magma leave the earth through a hole. The hole is called the crater. We often see ash clouds coming out from the crater before an eruption.

When magma comes out of the earth, it's called lava. When lava gets cold, it becomes stone.






Learn and think

1

1 Project Make your own volcano. Look, read and order the pictures.

- You need:**
- 1 sheet of thin cardboard
 - 1 sheet of thick cardboard
 - 1 empty bottle, not too big
 - some paints for decoration
 - a roll of sticky tape
 - a few sheets of newspaper



1 Put the bottle upside down on the thin cardboard and draw a circle around it.



2 Cut out the circle.



3 Fold the cardboard to form a cone. Put some tape on it.



4 Cut the cone so it is straight and the same height as the bottle. Put the bottle inside. Use the sticky tape to fix the mouth of the bottle to the cardboard.

5 Turn the cone upside down, with the bottle in the middle. Use crumpled newspaper to fill the cone.

6 Put the cone on the thick cardboard. Paint your volcano.

2 Now make your volcano erupt.

- You need:**
- water
 - 4 or 5 drops of detergent
 - 2 big spoons of baking soda
 - vinegar

1 Take the bottle out of the volcano.

2 Fill the bottle almost full with water.

3 Put 4 or 5 drops of detergent into the water.

4 Add 2 big spoons of baking soda.

5 Put the bottle back in the volcano.

6 Pour some vinegar into the bottle.

7 Watch the eruption!



Time to present

A mini-talk

1 CD1
22

Listen to a group presentation about a tornado. Put the pictures in order.



2 CD1
22

Listen again and answer the questions.

- 1 What is a tornado?
- 2 What happened to Joplin in the USA?



Tips for presenters

You should give a talk, and not read out your text. That's why you should prepare your presentation well, so you know what you are going to say. When you talk, look at your classmates. This makes your talk more interesting.

Find out about it

- Choose a disaster and find out more about it. Possible topics are: a flood, a mudslide, an avalanche, an earthquake, the eruption of a volcano, a fire or a tsunami.
- Use books and magazines.
- Talk to people in your family.
- Go online and see what you can find on the Internet.

Prepare it

- Work in groups of four.
- Find out some important facts about the disaster. Make notes on a big sheet of paper.
- Find four different pictures and print them out. Make sure the pictures or photos are big enough for your classmates to see from a distance.
- Write your talk. Each of you should write three or four sentences about your picture. Then show it to your teacher to help you with the language.
- Correct the text. Read it often enough so that you know what you are going to say.

Present it

- Tell your classmates about your topic.
- Point to your pictures while you are talking to make it more interesting.

A tornado is a very strong wind.

The tornado in Joplin was in 2011.

It destroyed lots of buildings.


 My portfolio

Filling in a form

1

- 1 Start a new portfolio for this year. Write about yourself in your profile.

My portfolio

My name:

Antulio Martinez

My class:

6e

My teacher's name:

Mrs Wilkins

What my friends like about me:

I am funny and good at singing.

What I did in my holidays:

I went to Lake Louise Summer Camp.

My favourite topics in English:

My favourite topics are rainforests and Geography!

What I like best about my English lessons:

I like singing songs in English best!

- 2 In his holidays, Antulio went on a summer camp. Read the form and answer the questions.



- 1 What's his first name?
- 2 What's his last name?
- 3 When was he born?
- 4 What country is he from?
- 5 What's his home address?
- 6 What's his email address?

Lake Louise Summer Camp



PLEASE WRITE IN CAPITAL LETTERS

Last name: MARTINEZ

First name: ANTULIO

Nationality: MEXICAN

Sex: M F

Date of birth: 5 AUGUST 2002

Place of birth: MEXICO CITY

Passport no: TR 84902658

Home address (street): 1702, CALLE SAN JOSE

Town / Country: BUENA VISTA MEXICO

Postal code: 37604

Email: speedy@mail.mex



Tips for writers

When you need to fill in a form, make sure you understand what you have to write. Sometimes you can guess what the words mean but always check with someone just to make sure.

- 3 In pairs, ask and answer questions. Then make a form for your partner. Check their answers.