



Ten in the bed

LANGUAGE FOCUS

numbers 1–10
 bedroom furniture
 personal possessions
 prepositions of place *in, on, in front of, between, next to, behind, under*

LEVEL 1

AGE RANGE 6–7

TIME

Step 1: 30 minutes
 Step 2: 20 minutes
 Step 3: 15 minutes

MATERIALS

Lyrics p. 126

Step 1
 Worksheet 1 for each pair of pupils, sticky tape and scissors, colouring pencils, a completed set of ten finger puppets for yourself, large book

Step 2
 Your own and pupils' completed finger puppets

Step 3
 Worksheet 2 for each pupil plus 1 x A3 copy, colouring pencils

FOLLOW-UP ACTIVITIES

Class play numbers Bingo (p. 14)

Pupils draw their own bedroom or design their ideal bedroom

Step 1 Reviewing numbers 1–10 forwards and backwards, making finger puppets, listening to and acting out the song

Step 2 Learning and singing the song with actions, reviewing/learning prepositions of place

Step 3 Reviewing/Learning items of bedroom furniture, picture dictation

Step 1

- Put a set of finger puppets on your hands. Say *Look at my fingers and listen*. Count up to ten, wiggling the correct number of fingers for each number you say.
- Say *Now count with me*. Drill the numbers using the puppets.
- Put pupils into pairs. Give each pair one copy of worksheet 1, scissors, sticky tape and colouring pencils. Say *Where are the children?* Establish that they're in a big bed. Show pupils how to cut out figures – five each – colour them, then stick them to make puppets.
- Pupil pairs wear five puppets each. Call out different numbers. In their pairs, pupils put up the correct number of fingers.
- With your own puppets, demonstrate counting backwards from ten to zero and drill the sequence. Say different numbers and say *What comes next?*
- Using a large book as a bed, place your ten puppets tightly together on it with the little one 'squashed' in the middle. Establish that the little one can't 'roll over'.
- Say *But listen to this song*. Play the song. Each time 'one falls out', knock one puppet off. Continue until only the 'little one' is left and yawns *Goodnight*. Repeat the song for pupils to act out with their own puppets.

Step 2


- If necessary, remind pupils of the song by saying *Let's play Ten in the bed*. Get pupils to act it out with their puppets while they listen.
- Drill the first two verses. Then get pupils to sing along while acting the song out with their puppets.
- Put your little puppet on the table and say *Where's the little one?* Elicit *on the table*. Then draw an open box and chair on the board. Stick the puppet in different places to elicit/teach the prepositions of place *in, on, in front of, between, next to, behind, under*.
- As practice, give pupils instructions to place one or a number of their finger puppets in different places e.g. *Put three children between two pencils / behind a book / under the chair / on your fingers*, etc. Pupils then practise in pairs.

Step 3

- Stick the A3 copy of worksheet 2 on the board. Say *What's this?* Elicit/Teach a bedroom.
- Drill the items round the picture *armchair, bookcase, toy box, clock, computer, lamp, table, mat, picture, radio*.
- Put pupils into pairs. Give each pair one copy of worksheet 2. Repeat the words in random order. Get pupils to point to the relevant picture.
- Say *Look. Put the table next to the bed*. Draw a line on your A3 picture to show where to put the table. Get pupils to come and draw lines as you give instructions for all the objects, using different prepositions of place.
- Give each pupil worksheet 2. Give different instructions and make a note of them. Pupils draw lines in pencil on their worksheets.
- Pupils check their worksheets in pairs. Help with mistakes.
- Pupils can finish the lesson by either colouring in the pictures or rubbing out the lines and dictating different instructions to their partner. (p. 15)

Ten in the bed 1



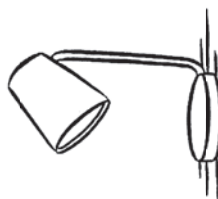
Cut out and make the finger puppets. Listen and act out the song.



1.1

Primary Music Box

Ten in the bed 2



Listen and draw lines.

