

CAMBRIDGE

Limba modernă 1 Limba engleză

Student's Book

Clasa a VI-a

MAKE IT! 2

Audrey Cowan with Clare Kennedy, Chiara Soldi,
Cristina Rusu, Diana Todoran and Ioana Tudose

art
educațional

Prezentul auxiliar a fost avizat de Ministerul Educației Naționale prin Ordinul nr. 3530 din 04.04.2018 și se regăsește la poziția nr. 241 din anexa Ordinului.

This material is in accordance with the 2017 Romanian Curriculum for the subject **Modern Language 1. Grades 5–8**, approved by ministerial decree No. 3393/2017 [Programa școlară pentru disciplina **Limba modernă 1. Clasele a V-a – a VIII-a**, aprobată prin ordin al ministrului Nr. 3393/2017].

Editorial coordinators: Laura Murkin, Caroline Schade, Roxana Jeler
Editors: Ioana Tudose, Oana-Cristina Stoica
Correctors: Helen Lumb, David Richardson
Editorial designer: Anca Vrănescu
Cover design: Alexandru Daș
Photo credits: Shutterstock, Dreamstime, Pixabay, Freepik, Wikimedia Commons
Audio recordings: Zenit Arti Audiovisive, ML Systems Consulting
Video production: Lada Film

Descrierea CIP a Bibliotecii Naționale a României

Limba modernă 1: limba engleză: student's book: clasa a VI-a /

Audrey Cowan, Clare Kennedy, Chiara Soldi, - București:

Art Educațional, 2018

ISBN 978-606-003-022-5

I. Cowan, Audrey

II. Kennedy, Clare

III. Soldi, Chiara

811.111

A catalogue record for this publication is available from the British Library

ISBN 978-1-108-46369-0

CAMBRIDGE
UNIVERSITY PRESS



This publication is the product of the collaboration between Cambridge University Press and Art Educațional.

Adapted by Art Educațional from **Make it! Level 2, Student's Book and Workbook Combo with eBook** and **Make it! Level 3, Student's Book and Workbook Combo with eBook**, Audrey Cowan with Clare Kennedy and Chiara Soldi © Cambridge University Press 2016
This publication is in copyright.

Original edition © Cambridge University Press 2016
Romanian edition © Cambridge University Press 2018
Distributed exclusively by Art Educațional

Subject to statutory exception and to the provisions of relevant collective licensing agreements, no reproduction of any part may take place without the written permission of Cambridge University Press.

C.P. 4, O.P. 83, cod 062650, sector 6, Bucharest
Phone: 021 796 73 83, 021 796 73 80; fax: 021 369 31 99
Place online orders at: www.art-educational.ro

Cambridge is known for creating ultimate learning and research solutions and for innovating in the field of materials for learning English.

English and Romanian teachers have used *Make it! 2* Student's Book to create a book that follows the Romanian Curriculum step by step and:

- creates an inclusive learning environment through learning strategies, games and dynamic activities to ensure all students achieve success;
- inspires passion and sparks the imagination through culture, film, documentaries and authentic videos of the English-speaking world;
- enables students to achieve success in language exams and external certifications with official, authentic preparation materials from Cambridge.

The content marked in purple (titles and exercise numbers) is for use with students of an advanced study level.

Unit tour Limba engleză. Clasa a VI-a

Student's Book with audio CDs and a DVD which includes all the videos to accompany the course at this level



Workbook with audio CD



Teacher's Book

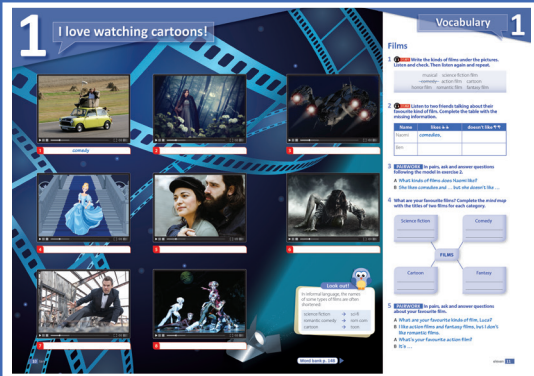


The Student's Book contains:
8 Units + Extra resources

Each unit has the following structure:
Vocabulary + Dialogue + Grammar + Functions + Skills and culture + Vocabulary strategies + Key exam strategies
There is an Evaluation test after every two units.

Extra resources: Grammar revision Level 1, Let's read, Culture, Festivals, Project time!, CLIL, Word bank

Vocabulary Presentation of the key vocabulary with multiple exercises / *Introducerea vocabularului tematic al unității prin exerciții variate*




Vocabulary strategies contains strategic exercises and games for memorising vocabulary / *cuprinde diferite strategii didactice (organizatori grafici și jocuri) care contribuie la memorarea cuvintelor noi*



Word bank A bank of illustrations and photographs for building vocabulary and learning to use new words / *Ilustrații și fotografii care contribuie la îmbogățirea vocabularului și la învățarea cuvintelor noi*





Dialogue Character dialogues teaching Everyday English expressions / *Dialoguri care ilustrează situații reale de comunicare cotidiană în limba engleză*



DVD Story Videos featuring the same characters in realistic and everyday situations / *Un miniseriale de filme cu aceiași protagoniști-elevi, surprinși în situații firești și cotidiene de comunicare, corelate cu tema unității*



Grammar Tables, explanations, exercises and contextualised grammar for learning and mastering grammar rules / *Tabele, explicații, exerciții și situații de exersare pentru învățarea și stăpânirea regulilor gramaticale*





Cartea elevului cu CD-uri audio și un DVD cu materialele video care însoțesc cursul la acest nivel

**+
Caietul elevului cu CD audio**

**+
Ghidul profesorului**

**Cartea elevului cuprinde:
8 Unități de învățare + Anexe**

**Fiecare unitate are următoarea structură:
Vocabular + Dialog + Gramatică + Comunicare + Abilități culturale + Strategii de învățare a vocabularului + Strategii de pregătire a examenelor**
Există un **Test de evaluare** la fiecare două unități.

Anexe: Recapitulare gramatică pentru nivelul 1, Lectură, Cultură, Sărbători, Proiecte, CLIL, Dicționar ilustrat


Functions Activities and exercises helping students learn to express themselves in English and to use the language in real situations / **Activități și exerciții care îi învață pe elevi să se exprime în limba engleză și să folosească limba în situații concrete de comunicare**



Competences A route through materials for developing key 21st century competences / **Competențe-cheie pentru cetățenii secolului al XXI-lea, urmărite prin activitățile propuse**

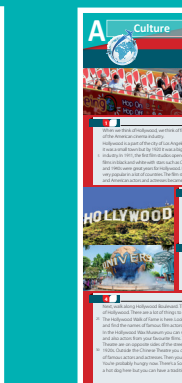



Project time!
A series of activities to be done step-by-step in groups. It is related to the topic of the corresponding unit. / **O serie de activități de realizat pe grupe. Acestea sunt corelate cu temele reqăsite în lecțiile la care fac referire.**



Skills and culture Texts and images to help students discover the English-speaking world, its culture and its traditions, and to practise the four skills: Reading, Listening, Speaking and Writing / **Texte și imagini care îi ajută pe elevi să descopere lumea vorbitorilor de limba engleză, cultura și tradițiile acesteia, exersându-și, totodată, cele patru competențe generale**




Culture Reading, oral and project activities to broaden knowledge of culture and traditions in English-speaking countries / **Texte și activități orale sau de proiect care aprofundează elemente de cultură și tradiție din spațiul anglofon**
Festivals Presentation of widely-celebrated festivals from English-speaking countries / **Prezentarea specificului unor sărbători foarte cunoscute din spațiul anglofon**



Key exam strategies Activities providing preparation for an exam or revision of the key structures from the unit / **Activități de recapitulare sau de pregătire pentru susținerea unei testări**

CLIL (Content and Language Integrated Learning) Materials covering non-linguistic curriculum topics / **Materiale pe teme care extind sfera de cunoaștere a elevilor și integrează conținuturile studiate**

Evaluation test Two pages of evaluation after every two units / **Două pagini de evaluare la fiecare două unități**







Contents

Vocabulary



Dialogue

Grammar

Functions




<p>Unit 1</p> <p>I love watching cartoons! p. 10</p> <p>Competences: 1.1, 1.2, 1.3, 2.1, 2.2, 2.3, 2.4, 3.1, 3.2, 3.3, 4.1, 4.2.</p>	<p>Films p. 11</p> <p>Word bank 1: TV programmes p. 148</p> <p>Vocabulary strategies: Creating a word cloud p. 20</p>	 <p>What are you doing? p. 12</p>	<p>A <i>Present simple and present continuous</i> p. 14</p> <p>B <i>Like / enjoy / love / hate + -ing form</i> p. 15</p> <p>C <i>Adverbs of manner</i> p. 16</p>	<p>Buying cinema tickets p. 17</p>
<p>Pronunciation: The sounds /ŋ/ and /n/ p. 15</p>				
<p>Unit 2</p> <p>Tomorrow it'll be cold and windy p. 22</p> <p>Competences: 1.1, 1.2, 1.3, 2.1, 2.2, 2.4, 3.1, 3.2, 3.3, 3.4, 4.1.</p>	<p>Weather and temperature p. 22</p> <p>Word bank 2: Extreme weather and natural disasters p. 149</p> <p>Vocabulary strategies: Using a monolingual dictionary p. 32</p>	 <p>Will it be nice on Sunday? p. 24</p>	<p>A <i>Will – Affirmative form</i> p. 26</p> <p>B <i>Will – Negative form</i> p. 26</p> <p>C <i>Will – Interrogative form and short answers</i> p. 27</p> <p>D <i>May / might – Affirmative and negative forms</i> p. 27</p> <p>E <i>First conditional</i> p. 28</p>	<p>Making offers and promises p. 29</p>
<p>Pronunciation: Intonation in questions p. 25 Evaluation test (Units 1–2) pp. 33–34</p>				
<p>Unit 3</p> <p>His hair was black p. 36</p> <p>Competences: 1.1, 1.2, 1.3, 2.1, 2.3, 3.1, 3.2, 3.3, 4.1.</p>	<p>Appearance p. 37</p> <p>Word bank 3: Parts of the body p. 150</p> <p>Vocabulary strategies: Creating smart flash cards p. 46</p>	 <p>Where were you? p. 38</p>	<p>A <i>Past simple of the verb to be – Affirmative form</i> p. 40</p> <p>B <i>Past simple of the verb to be – Negative form</i> p. 40</p> <p>C <i>Past simple of the verb to be – Interrogative form and short answers</i> p. 41</p> <p>D <i>Question words with was / were</i> p. 42</p> <p>E <i>Past simple of the verb have – Affirmative form</i> p. 42</p>	<p>Describing people p. 43</p>
<p>Pronunciation: <i>Was</i>: weak and strong forms p. 41</p>				
<p>Unit 4</p> <p>He felt relaxed p. 48</p> <p>Competences: 1.1, 1.2, 1.3, 2.1, 2.2, 2.3, 2.4, 3.1, 3.2, 3.3, 3.4, 4.2, 4.3.</p>	<p>Feelings and emotions p. 49</p> <p>Word bank 4: Adjectives of personality p. 151</p> <p>Vocabulary strategies: Using a bilingual dictionary p. 58</p>	 <p>I started school here last year p. 50</p>	<p>A <i>Past simple of regular verbs – Affirmative form</i> p. 52</p> <p>B <i>Time expressions used with the past</i> p. 52</p> <p>C <i>Past simple of regular verbs – Spelling rules</i> p. 52</p> <p>D <i>Past simple of irregular verbs – Affirmative form</i> p. 53</p>	<p>Apologising and making excuses p. 55</p>
<p>Pronunciation: The sounds /t/, /d/ and /ɪd/ p. 54 Evaluation test (Units 3–4) pp. 59–60</p>				

Contents

Skills and culture	KEY strategies	CLIL	Culture
<p>Doctor Who? pp. 18–19</p> <p>Reading: Understanding a text about <i>Doctor Who</i></p> <p>Listening: Understanding a discussion about TV programmes</p> <p>Speaking: Asking / answering questions about TV programmes</p> <p>Writing: Writing a short text about TV programmes</p> <p>Study tip: Linkers <i>and, but, because</i></p>	<p>Key exam strategies: Listening part 1 p. 21</p>	<p>A CLIL Geography p. 118</p>	<p>A Culture: A trip to Hollywood p. 126</p>
<p>The power of nature pp. 30–31</p> <p>Reading: Understanding a text about natural disasters</p> <p>Study tip: Reading for specific information</p> <p>Listening: Understanding weather forecast</p> <p>Speaking: Asking / answering about climate</p> <p>Writing: Writing an email</p>	<p>Key exam strategies: Reading and writing part 2 Reading and writing part 3 (1) p. 35</p>		
<p>Our favourite stars, then and now! p. 44–45</p> <p>Reading: Understanding a text about stars' appearance</p> <p>Listening: Understanding a description of favourite stars</p> <p>Study tip: Matching specific information to photos</p> <p>Speaking: Describing favourite stars</p> <p>Writing: Writing a description of favourite stars</p>	<p>Key exam strategies: Listening part 2 p. 47</p>	<p>B CLIL History p. 120</p>	<p>B Culture: The USA and the UK: Multicultural nations p. 128</p>  
<p>Ask Annie for advice about the problems in your life. p. 56–57</p> <p>Reading: Understanding a text about teenagers' problems</p> <p>Listening: Understanding a description of a problem</p> <p>Study tip: Listening for specific information</p> <p>Speaking: Asking / answering questions about a personal problem</p> <p>Writing: Writing a post about a personal problem</p>	<p>Key exam strategies: Reading and writing part 3 (2) p. 61</p>		



Contents

	Vocabulary	Dialogue	Grammar	Functions
Unit 5 Where did you stay? p. 62 Competences: 1.1, 1.2, 2.1, 2.2, 3.1, 3.2, 3.3, 3.4, 4.1.	Holiday places and activities p. 63 Word bank 5: Holiday things p. 152 Vocabulary strategies: Creating a flow diagram p. 72	 Did you go cycling? p. 64	A <i>Past simple</i> – Negative form p. 66 B <i>Past simple</i> – Interrogative form and short answers p. 67 C <i>Used to</i> – Affirmative, negative and interrogative forms p. 68	Making arrangements p. 69
Pronunciation: The silent <i>h</i> p. 66				
Unit 6 I'm going to the museum p. 74 Competences: 1.1, 1.2, 1.3, 2.1, 2.2, 2.3, 2.4, 3.1, 3.2, 3.3, 3.4, 4.1.	Places in town p. 75 Word bank 6: Shops and services p. 153 Giving directions p. 154 Vocabulary strategies: Using maps p. 84	 What are you doing on Saturday? p. 76	A <i>Present continuous</i> with a future meaning p. 78 B Time expressions used with the future p. 78 C <i>Present simple</i> with a future meaning p. 79	Asking for and giving directions p. 81
Pronunciation: The sounds /tʃ/ and /ʃ/ p. 75 Evaluation test (Units 5–6) pp. 85–86				
Unit 7 Did you go by plane? p. 88 Competences: 1.2, 1.3, 2.1, 2.2, 2.3, 3.1, 4.1, 4.2, 4.3.	Transport p. 88 Word bank 7: Travel and transport p. 155 Vocabulary strategies: Using word families p. 98	 It's better than my bike p. 90	A Comparative adjectives – Regular adjectives p. 92 B Comparative adjectives – Irregular adjectives p. 92 C <i>As ... as</i> p. 92 D Superlative adjectives – Regular adjectives p. 93 E Superlative adjectives – Irregular adjectives p. 93 F Possessives: noun + 's and <i>of</i> + noun p. 94	Agreeing and disagreeing p. 95
Pronunciation: The sound /i:/ p. 93				
Unit 8 I never make my bed! p. 100 Competences: 1.1, 1.2, 1.3, 2.1, 2.2, 2.3, 2.4, 3.1, 3.2, 3.3, 3.4, 4.1, 4.2, 4.3.	Housework p. 101 Vocabulary strategies: Verb and noun collocations p. 110	 I have to help with the housework p. 102	A <i>Have to / don't have to</i> p. 104 B <i>Have to</i> – Interrogative form and short answers p. 104 C <i>Had to</i> p. 105 D <i>Must / mustn't</i> p. 105 E <i>Mustn't / don't have to</i> p. 106	Making a polite request on the phone p. 107
Pronunciation: The sounds /i/ and /i:/ p. 106 Evaluation test (Units 7–8) pp. 111–112				

Grammar revision Level 1 p. 114

Let's read! p. 116

Festivals St Patrick's Day p. 134 Thanksgiving p. 135

Project time! p. 136

Skills and culture	KEY strategies	CLIL	Culture
<p>My glamping holiday pp. 70–71</p> <p>Reading: Understanding a text about glamping</p> <p>Listening: Understanding a conversation about a summer camp</p> <p>Speaking: Asking / answering about an unusual holiday</p> <p>Writing: Writing a blog about a holiday</p> <p>Study tip: Writing a blog</p>	<p>Key exam strategies: Reading and writing part 5 p. 73</p>	<p>C CLIL Art p. 122</p>	<p>C Culture: Three great American cities p. 130</p>
<p>Going geocaching pp. 82–83</p> <p>Reading: Understanding a description of geocaching</p> <p>Listening: Understanding an interview on planning a geocaching day</p> <p>Speaking: Planning a day out</p> <p>Writing: Writing a description of a geocaching day</p> <p>Study tip: Using linkers</p>	<p>Key exam strategies: Speaking part 2 p. 87</p>		
<p>Greener transport for London pp. 96–97</p> <p>Reading: Understanding a text about green transport in London</p> <p>Listening: Understanding an interview about transport</p> <p>Speaking: Asking / answering questions about city transport</p> <p>Study tip: Understanding the aim of the task</p> <p>Writing: Writing a text about transport in a city</p>	<p>Key exam strategies: Reading and writing part 7 p. 99</p>	<p>D CLIL Technology p. 124</p>	<p>D Culture: America coast to coast p. 132</p>
<p>The island pp. 108–109</p> <p>Reading: Understanding an article about an English TV programme</p> <p>Listening: Understanding an interview about a TV programme</p> <p>Speaking: Asking / answering questions about an interview</p> <p>Study tip: Taking time to answer</p> <p>Writing: Writing five golden rules to survive on a desert island</p>	<p>Key exam strategies: Listening parts 4 and 5 p. 113</p>		

Irregular verbs	p. 156
UK map	p. 157
USA map	p. 158

1

I love watching cartoons!



1


comedy



2



4



5



7



8

Films

- 1 01/01 Write the film words in the box under the pictures. Listen and check. Then listen again and repeat.

musical science fiction film
~~comedy~~ action film cartoon
 horror film romantic film fantasy film



3

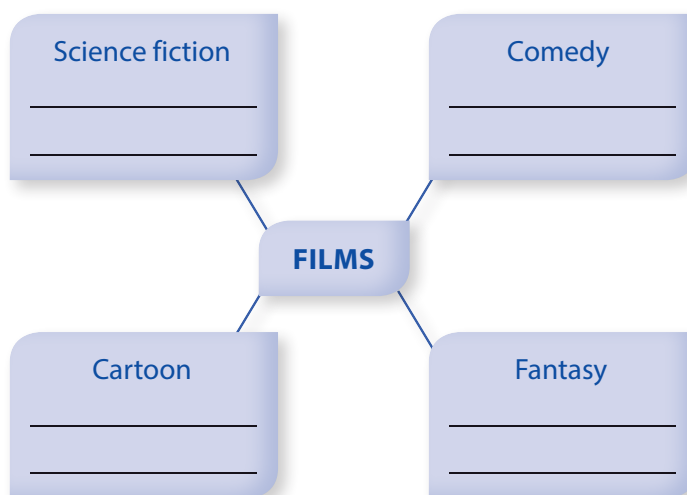
- 2 01/02 Listen to two friends talking about their favourite kinds of films. Complete the table with the missing information.

Name	likes	doesn't like
Naomi	<i>comedies,</i>	
Ben		

- 3 **PAIRWORK** In pairs, ask and answer questions following the model in exercise 2.


A *What kinds of films does Naomi like?*
 B *She likes comedies and ... but she doesn't like ...*

- 4 What are your favourite films? Complete the *mind map* with the titles of two films for each category.



- 5 **PAIRWORK** In pairs, ask and answer questions about your favourite films.

A *What are your favourite kinds of films, Luca?*
 B *I like action films and fantasy films, but I don't like romantic films.*
 A *What's your favourite action film?*
 B *It's ...*



6

Look out!



In informal language, the names of some kinds of films are often shortened:

science fiction → sci-fi
 romantic comedy → rom com
 cartoon → toon

1

Dialogue



DVDSTORY 01

What are you doing?

1 01/03 **READ AND LISTEN** What kind of film is Chloe watching?

Adam Hi Chloe. You're sitting here very quietly. What are you doing?

Chloe I'm watching this new action film on my tablet. It's called *Justice*.

Adam An action film? But you don't usually watch action films!

Chloe I know, but I'm enjoying this. It's really exciting!

Adam Why? What's it about?

Chloe It's about a gangster and a detective. Justin Dobson is the detective. He's so cool!

Adam Justin Dobson usually plays the bad guy in films.

Chloe Yes, but in *Justice* he's playing the good guy and Jack Nelson is the bad guy.

Adam So what's happening in the film now?

Chloe Justin Dobson is following Jack Nelson in his car – look!

Adam Wow! They're driving really fast! I love watching action films. This is brilliant!

Chloe Yes, it is, but it's also my tablet and I'm watching this now.

Adam Oh, come on, Chloe!

Chloe But you never share your tablet with me! Oh, OK. You can watch it later ... if you behave nicely.

Adam I always behave nicely!

Chloe Yeah, right!

01/03 **Listen again and repeat.**

Everyday English

What's it about?
the bad / good guy
Oh, come on!

2 COMPREHENSION Read the dialogue again.
Complete the sentences with the words and phrases in the box.

action films detective Adam
Jack Nelson tablet the bad guy gangster

- Chloe is watching an action film on her _____.
- Adam thinks Chloe doesn't like _____.
- The film is about a _____
and a _____.
- Justin Dobson usually plays _____
in films.
- _____ is playing the bad guy
in this film.
- _____ loves watching action films.

3 Choose the correct answer.

- I 'm watching / watch a film called *Justice*.
- You don't usually watch / watching action films.
- I 'm enjoying / enjoy this film.
- He usually is playing / plays the bad guy in films.
- What happens / is happening in the film now?
- You never share / are sharing your tablet with me.



4 01/04 **Fill in the gaps with information from the dialogue on page 12. Listen and check. Then listen again and repeat.**

Adam Hi Chloe. You're sitting here very quietly.
1 _____ ?

Chloe 2 _____ this new action film
on my tablet. It's called *Justice*.

Adam An **action film**? But you 3 _____
action films!

Chloe I know, but I 4 _____ this.
It's really **exciting**!

5 PAIRWORK Think about films you like. Reproduce the dialogue in exercise 4, changing the words in bold. Use Word bank 1.

- A **Hi Fede. You're sitting here very quietly.**
What are you doing?
- B **I'm watching this new comedy on my tablet.**
It's called ...

Now act out the dialogue with a partner.



A Present simple and present continuous

We use the *present simple* to talk about habits. We often use adverbs of frequency before verbs in the *present simple*, such as *always, sometimes, usually, often, never*.

We use the *present continuous* to talk about actions in progress at the time of speaking.

We often use time expressions after verbs in the *present continuous*, such as *now, at the moment* etc.

I **usually watch** cartoons, but **now I'm watching** an action film.

Peter **sometimes does** his homework in his room. **Tonight he's doing** his homework in the kitchen.

We can use time expressions such as *always, continually, all the time* etc. with the *present continuous* to show something happens very often (more often than usual), annoying the speaker.

Why **are you continually complaining** about your life?



Get it right!



As a rule, we don't use the *present continuous* with the following verbs of perception: *like, love, hate, want, think, know, understand, remember, hear, see, taste, smell*.

I love action films.

I am loving action films.

1 Choose the correct answer.

I usually do / **am doing** my homework at school, but today I **do** / 'm doing it in my room.

- Graham usually **goes** / **is going** swimming on Saturdays, but the pool is closed today so he **plays** / **'s playing** a computer game.
- I can't talk to you now because I **have** / **'m having** my dinner.
- They usually **have** / **are having** breakfast at home, but it's Saturday today and they **have** / **are having** breakfast in a café.
- My mum usually **works** / **'s working** in London, but this month she **works** / **'s working** in Bristol.

5 Harry usually **watches** / **is watching** sports programmes on TV but tonight he **watches** / **'s watching** a film.

6 You **drink** / **are drinking** coffee today but you **don't like** / **aren't liking** it!

7 You **are always losing** / **lose always** things. Be more careful!



2 01/05 Read Judy's text and complete the sentences with the correct form of the verb in brackets. Listen and check.

My favourite films are comedies and fantasy films. I usually watch (watch) films on TV with my friends on Saturday evenings.

I ¹ _____ (not / watch) films during the week because I ² _____ (do) my

homework in the evenings. If there isn't a good film on TV, I sometimes

³ _____ (chat) online with friends.

At the moment I ⁴ _____ (watch) a Sherlock Holmes film – it's brilliant!

Benedict Cumberbatch is in it

and I ⁵ _____ (like) him. He

often ⁶ _____ (play) the bad

guy, but in this film he ⁷ _____ (play)

the famous detective Sherlock Holmes and he

⁸ _____ (try) to capture the evil Moriarty.

Moriarty ⁹ _____ (hate) Sherlock Holmes

and ¹⁰ _____ (want) to kill him. I ¹¹

_____ (think) Benedict Cumberbatch can act really well!

I ¹² _____ (enjoy) this film!



3 Find the mistakes in each sentence. Then rewrite the correct sentence.

My sister talks to my grandmother on the phone now.

My sister is talking to my grandmother on the phone now.

- The students study for their English exam today.
- Oliver is usually playing football on Sundays.
- At the moment we have breakfast in a café.
- I am always walking to school.
- What do you do in the garden, boys? It's raining!
- Sally loves cartoons, but I'm liking sci-fi films.
- Those girls aren't going to our school. They're at Redland High School.
- Why are you always be so rude?

Pronunciation

The sounds /ŋ/ and /n/

4 01/06 Listen and repeat.

/ŋ/	/n/
watching	win
doing	dinner
sing	chin
_____	_____
_____	_____
_____	_____

5 01/07 Listen and write the words in the correct column in exercise 4. Listen and check. Then listen again and repeat.

cartoon un cle kangaroo
lemon bunch earring

B Like / enjoy / love / hate + -ing form

In English, the verbs we use to express personal likes and dislikes are usually followed by a noun or a verb in the *-ing* form.

I **like watching** action films.
I **enjoy going** to the cinema.
They **love reading** comics.
We **don't like playing** rugby.
He **hates playing** computer games.

6 Put the words in order to write sentences.

likes / the baby / cartoons / watching
The baby likes watching cartoons.

- eating / pizza / loves / our dog
- computer games / you / like / do / playing / ?
- hate / swimming / the girls / in the sea
- like / you / rugby / playing / do / ?
- like / I / don't / going / by bus / to school
- doesn't / my mum / working / enjoy / at weekends!
- music / love / we / listening to / rap
- don't like / our dogs / in the kitchen / staying
- fast cars / my brother / driving / enjoys
- hate / homework / doing / we

7 Complete the interview using the words in brackets.

- Steve **Do you like watching** (you / like / watch) TV Rick?
- Rick No, I don't. I don't watch TV very often, but I ¹ _____ (like / watch / videos) on YouTube on my tablet. I ² _____ (not / like / play) computer games.
- Steve ³ _____ (you / like / talk) to your friends online?
- Rick Yes, and I ⁴ _____ (like / meet) them on Saturday afternoons.
- Steve Where ⁵ _____ (you / like / go) with your friends?
- Rick We ⁶ _____ (love / play / sports) so we usually meet at the sports centre.
- Steve ⁷ _____ (you / enjoy / go) to the shops?
- Rick No, I don't! I ⁸ _____ (hate / shop), but my sisters love shopping!

8 Complete the sentences to make them true for you. Use *like, love, enjoy* or *hate*.

I don't like watching music programmes on TV.

- I _____ watching TV documentaries about animals.
- I _____ surfing the internet.
- My friends _____ chatting online.
- I _____ watching football on TV.
- My mum _____ listening to rap music.
- I _____ getting up early.

9 **PAIRWORK** In pairs, ask and answer questions about what you like or don't like doing at the weekend.

	ME		_____	
	Yes	No	Yes	No
1 stay at home	<input type="checkbox"/>	<input type="checkbox"/>	<input type="checkbox"/>	<input checked="" type="checkbox"/>
2 go to the cinema	<input type="checkbox"/>	<input type="checkbox"/>	<input type="checkbox"/>	<input type="checkbox"/>
3 play sport	<input type="checkbox"/>	<input type="checkbox"/>	<input type="checkbox"/>	<input type="checkbox"/>
4 read books	<input type="checkbox"/>	<input type="checkbox"/>	<input type="checkbox"/>	<input type="checkbox"/>
5 go shopping	<input type="checkbox"/>	<input type="checkbox"/>	<input type="checkbox"/>	<input type="checkbox"/>
6 play computer games	<input type="checkbox"/>	<input type="checkbox"/>	<input type="checkbox"/>	<input type="checkbox"/>

A **Paul, do you like staying at home at the weekend?**

B **No, I don't. I hate staying at home.**

C Adverbs of manner

We use adverbs of manner to show *how* somebody does something or *how* something happens.

We usually put the adverb after the verb.

You're sitting very *quietly*.

They're driving really *fast*.

We usually form the adverbs from the adjectives related to them, with the following changes:

Regular adjectives + -ly

nice – *nicely*

Adjectives of more than one syllable ending in -y → -y + -ily

easy – *easily* noisy – *noisily*

Irregular adverbs

good – **well** fast – **fast**

10 Choose the correct answer.

My sister sings very **bad** / **badly**.

- This actor is speaking very **quick** / **quickly**.
- Julie can act **well** / **good**.
- This music is too **noisy** / **noisily**.
- The children are sitting very **quiet** / **quietly**.
- This exercise isn't **easy** / **easily**.
- I can do this exercise **easy** / **easily**.

11 Complete the sentences with the correct adverbs using the adjectives in brackets.

My dad usually walks **slowly** but he's walking **quickly** today because he's late! (slow / quick)

- David usually plays the piano _____ but today he's playing _____. It's awful! (good / bad)
- She usually speaks very _____ but now she's talking to a Spanish boy so she's speaking _____. (quick / slow)
- Mum usually drives _____ but she's driving _____ today because of the traffic. (fast / slow)
- My sister usually speaks _____ but she's speaking _____ this evening because the baby's asleep. (loud / quiet)
- The students usually behave _____, but today they're behaving _____ and they aren't listening to the teacher. (nice / bad)

Round-up

1 Read the dialogue and choose the correct answer.



- Helen Hi Mark. What _____ here?
 Mark I'm just sitting here ¹_____. I'm thinking.
 Helen What ²_____ about?
 Mark About my little brother, Tom. He usually ³_____ really well at school, but this week he's behaving really ⁴_____.
 Helen Is he happy at school?
 Mark I don't know. He usually ⁵_____ about school a lot, but this week he ⁶_____ about school at all.
 Helen ⁷_____ a lot of homework?
 Mark Yes, but he can usually do his homework ⁸_____. He always ⁹_____ it really ¹⁰_____.
 Helen Has he got a lot of friends?
 Mark Yes, but his best friend ¹¹_____ his family in Brazil at the moment.
 Helen I ¹²_____ that's why he isn't happy.
 Mark Oh yes, you're right, Helen. Thanks.

A do you do

B are you doing

C you are doing

- A quiet B quietly C well
- A are you thinking
B do you think
C you're thinking
- A is behaving B behave C behaves
- A bad B well C badly
- A is talking B talks C talk
- A doesn't talk
B don't talk
C isn't talking
- A Does he get B Is he getting C He gets
- A easily B easy C bad
- A is finishing B finish C finishes
- A quickly B quick C slow
- A visits B is visiting C visit
- A think B is thinking C thinks

Buying cinema tickets

1 01/08 Mark is at the cinema with his father. Read and listen to the dialogue. Then complete the chart with the information about the screening of each film. Listen again and repeat.

Dad What time's the next screening of *Night at the Museum 5*, please?
 Assistant It's at half past eight.
 Dad How much are the tickets?
 Assistant They're £9.50 for adults and £7.00 for children under 14.
 Dad Can I have one adult ticket and one child's ticket, please?
 Assistant Certainly. That's £16.50 ...
 Dad Thank you.
 Mark Which screen is it in?
 Assistant It's in Screen 2.
 Mark Great. Thanks very much.

GLOBE PICTURE HOUSE		
SCREEN 1	SCREEN 2	SCREEN 3
Iron Man 8 (12)	Night at the Museum 5 (12)	Dracula's Daughter (15)
Next screening: 19.45	Next screening: ¹ _____	Next screening: 20.30
Admission prices: Adults £ ² _____ Children £ ³ _____		

Key expressions

Questions

What time's the next screening of ... ?
 How much are the tickets?
 Can I have ... tickets, please?
 Which screen is it in?

Answers

It's at half past eight.
 They're £9.50 for adults and £7.00 for children.
 Certainly. That's £ ...
 It's in Screen 2.

2 01/09 Listen and complete with the missing information.

CINECITY customer		receipt
DATE	12.09.16	NUMBER OF TICKETS
TIME	_____	_____
FILM	_____	PRICE
SCREEN	_____	£ _____

3 **PAIRWORK** In pairs, choose one of the other films in exercise 1 and act out a dialogue using the information in the chart.

COMPETENCES


cultural awareness and expression
 civic and social competences
 initiative

1 Skills and culture

DOCTOR

WHO?

Doctor Who is a cult BBC science-fiction TV series in the UK. Children and adults love watching it! It's about the adventures of an alien Time Lord. Her name is the Doctor. She looks human, but she isn't. She has a special power: she can travel in time. She travels the Universe in her spaceship – the TARDIS. The TARDIS has a secret: on the outside it's a small, blue telephone box, but inside it's an enormous spaceship!



The Doctor is brave and intelligent. She loves travelling to distant parts of the Universe and she likes meeting new civilizations. She often helps them to fight their enemies and resolve dangerous situations. Sometimes she travels into the past and sometimes she travels into the future. The Doctor also likes being with young people and she always has teenage friends with her. They help her in her adventures. Her enemies are the Daleks, the Cybermen and the Zygons. The Doctor hates them, but Doctor Who fans love these monsters and baddies!

The Doctor Who science-fiction series is over 50 years old, but British people still love it. Why is it popular? Fans say because it combines different types of TV programmes – fantasy with science fiction, comedy with action – and it's always exciting. Every few years a new actor arrives to play the Doctor and this is an important part of the story – every fan has their favourite Doctor! Jodie Whittaker is the actress playing the Doctor now, after replacing actor Peter Capaldi in 2017. She is the first woman to play this character and the thirteenth Doctor.

- Peter Capaldi as the twelfth Doctor (2013–2017)



- Jodie Whittaker as the thirteenth Doctor (2017– ...)

Glossary

spaceship (especially in stories) a vehicle used for travel in space

enormous very big, huge

dangerous (a person, animal, thing, or activity) that could harm you

Reading

1 01/10 Read and listen to the first paragraph of the text, then choose the correct answer.

- 1 What is *Doctor Who*? **A** a film **B** a TV series **C** a website
 2 What is it about? **A** time travel **B** hospitals **C** science

2 01/10 **COMPREHENSION** Read and listen to the text. Are the sentences true (T) or false (F)? Correct the false ones.

- | | T | F |
|---|--------------------------|--------------------------|
| 1 <i>Doctor Who</i> is a TV series for children and adults. | <input type="checkbox"/> | <input type="checkbox"/> |
| 2 The Doctor is a human. | <input type="checkbox"/> | <input type="checkbox"/> |
| 3 The Tardis is an alien. | <input type="checkbox"/> | <input type="checkbox"/> |
| 4 The Doctor doesn't like travelling. | <input type="checkbox"/> | <input type="checkbox"/> |
| 5 The stories in the series are always about the future. | <input type="checkbox"/> | <input type="checkbox"/> |
| 6 The Doctor always travels with his teenage companions. | <input type="checkbox"/> | <input type="checkbox"/> |
| 7 <i>Doctor Who</i> is a new TV series. | <input type="checkbox"/> | <input type="checkbox"/> |
| 8 The same actor always plays the Doctor. | <input type="checkbox"/> | <input type="checkbox"/> |

Listening

3 01/11 Listen to Julie and Mark talking about TV programmes. Complete the table.

	love		like		don't like		hate	
	Julie	Mark	Julie	Mark	Julie	Mark	Julie	Mark
Documentaries	<input checked="" type="checkbox"/>							
Sports programmes								
Detective series								
Japanese cartoons								
Disney cartoons								



Study tip

Linkers and, but, because

We use the linking words (*linkers*) *and*, *but*, *because* to add ideas together and make them coherent.

- **and** adds information;
- **but** expresses opposing views;
- **because** explains something.

Speaking

4 **PAIRWORK** Copy the table in exercise 3 in your notebook and complete it for you. In pairs, ask and answer questions about TV programmes.

- A** Do you like watching documentaries?
B Yes, I do. What about you?

Writing

5 Write a short text about TV programmes you like or dislike. Use the following example as a model.

My favourite kinds of TV programmes are cartoons. I usually watch cartoons in the afternoon after school. At the weekends I watch sports programmes. I love sports programmes about basketball and Formula 1, but I hate watching programmes about golf because ...

COMPETENCES

cultural awareness and expression
 civic and social competences
 learning to learn



Strategy

Creating *word clouds* is a fun way to collect and remember words referring to a same topic. You can write words in several directions using letters of different colours and sizes.

Creating a word cloud

Films

- 1 Look at the kinds of films on pages 10–11 and complete the *word cloud* with other four categories.

Cinema

SCIENCE FICTION
FILM

ACTION FILM

Musical

Comedy
HA! HA! HA!

TV programmes

- 2 Now make a *word cloud* for TV programmes with the words on page 148.

Speedwriting

- In pairs, write as fast as possible the name of a TV programme you know for each category in exercise 2.
- Whoever finishes first says 'Stop'. At that point, put down your pens and compare the words.
- Play a second round with names of films.



Listening part 1

In Listening part 1, you hear five short dialogues. Each dialogue is associated with a question and three pictures. You have to listen to each dialogue twice, then answer each question choosing the correct picture.

LET'S PRACTISE!

1 Look at the pictures in exercise 3 and answer the questions.

- 1 What's the boy doing in each picture?
- 2 How do you say the prices?
- 3 What kinds of films are they?
- 4 What kinds of television programmes are they?
- 5 What is the girl doing in each picture?

STRATEGIES

Before you listen

- Read the question carefully and study the three pictures.
- Identify similarities and differences between these pictures.

While you listen

- Listen carefully and study the pictures.
- Do not choose the first picture you remember hearing about in the dialogue. Often, all three are mentioned, so you have to understand the context to answer correctly.
- The first time you listen, choose the picture you think is correct.
- The second time you listen, check your answer.

2 **01/12** Listen to the dialogue. Then read it (example dialogue) and circle the days of the week. Why are they mentioned?

Example

0 When does the new film start?



The correct answer is C.

Example dialogue

Dan Hi, Jo.
 Jo Hey, Dan. The new film with Nick DiMartino is on at the cinema this week.
 Dan Wow! Really? I want to see it!
 Jo Me, too. I usually go to the cinema on Saturdays ...
 Dan I can't go on Saturday.
 Jo The new film starts on Wednesday but I can't go out on school days.
 Dan I know! We can go on Friday!

3 **01/13** Listen to five short dialogues. Each dialogue corresponds with a different question. Choose the correct answer (A, B or C).

1 What does Will like doing in the evenings?



2 How much do the children's tickets cost?



3 Which film do they choose?



4 Which TV programme is on at 8:30?



5 What's Molly doing?

