

Map of the book

Friends (pages 4–9)			
Vocabulary Greetings Numbers 1–10 Colours	Grammar <i>What's your name?</i> <i>I'm (Thunder).</i> <i>How old are you?</i> <i>I'm (seven).</i>	Story and value <i>Meet the Super Friends</i> Making friends	Thinking skills • Matching
▶ Song: A, B, C, D, E, F, G			

1 At school (pages 10–21)					
Vocabulary Classroom objects	Grammar <i>What's this? It's a (pencil).</i> <i>Is it a pen? Yes, it is. / No, it isn't.</i> <i>Open your book, please.</i>	Story and value Phonics <i>Watch out, Flash!</i> Helping each other The letter sound a	Skills • Listening • Reading, speaking and writing	Thinking skills • Matching • Hypothesising and predicting	English for school Art: Colours
▶ Song: What's this?		▶ Creativity		▶ Revision	

2 Let's play! (pages 22–33)					
Vocabulary Toys	Grammar <i>What's his/her name?</i> <i>His/Her name's (Ben/Sue).</i> <i>What's his/her favourite toy?</i> <i>How old is he/she?</i> <i>It's a (new kite).</i> <i>It's an (ugly monster).</i>	Story and value Phonics <i>The go-kart race</i> Fair play – cheating is wrong The letter sound e	Skills • Reading • Listening, speaking and writing	Thinking skills • Comparative thinking • Analysis of statements • Hypothesising	English for school Maths: Tangrams
▶ Song: Hey, Emma! What's your favourite toy?		▶ Creativity		▶ Revision	

3 Pet show (pages 34–45)					
Vocabulary Animals	Grammar <i>The (lizard) is in/on/under the (bag).</i> <i>I like / don't like (dogs).</i>	Story and value Phonics <i>The spider</i> Being brave The letter sound i	Skills • Reading, listening and writing • Speaking	Thinking skills • Matching • Applying world knowledge	English for school Science: Camouflage
▶ Song: Look at the spiders		▶ Creativity		▶ Revision	

4 Lunchtime (pages 46–57)					
Vocabulary Food	Grammar <i>I've got / haven't got a (sandwich).</i> <i>Have we got any (cheese)?</i> <i>Yes, we have. / No, we haven't.</i>	Story and value Phonics <i>The pizza</i> Waiting your turn The letter sound o	Skills • Listening and writing • Reading and speaking	Thinking skills • Categorising • Applying world knowledge • Predicting	English for school Science: Fruit and veg
▶ Song: Tommy's in the kitchen		▶ Creativity		▶ Revision	

5 Free time (pages 58–69)					
Vocabulary	Grammar	Story and value Phonics	Skills	Thinking skills	English for school
Days of the week	<i>I (watch TV) on (Sundays). Do you (play football) at the weekend? Yes, I do. / No, I don't.</i>	<i>We're lost! Asking for help when you need it The letter sound u</i>	<ul style="list-style-type: none"> • Listening • Reading, speaking and writing 	<ul style="list-style-type: none"> • Interpreting and understanding 	Social science: Be healthy!
▶ Song: It's a busy, busy week		▶ Creativity		▶ Revision	

6 The old house (pages 70–81)					
Vocabulary	Grammar	Story and value Phonics	Skills	Thinking skills	English for school
The home	<i>There's a (monster). There are (four cats). Is there a (plane)? Are there any (rats)? How many (cars) are there?</i>	<i>At the house Looking after your friends The letter sound h</i>	<ul style="list-style-type: none"> • Reading • Listening and writing 	<ul style="list-style-type: none"> • Interpreting pictures • Applying world knowledge • Matching 	Geography: Habitats
▶ Song: In my little house		▶ Creativity		▶ Revision	


7 Get dressed (pages 82–93)					
Vocabulary	Grammar	Story and value Phonics	Skills	Thinking skills	English for school
Clothes	<i>Do you like this (hat) / these (shoes)? (Olivia)'s wearing (a red sweater). Is he/she wearing (a blue T-shirt)? Yes, he/she is. / No, he/she isn't.</i>	<i>The cap Saying Sorry The letter sounds sp and st</i>	<ul style="list-style-type: none"> • Reading • Speaking, listening and writing 	<ul style="list-style-type: none"> • Interpreting visual information • Selecting information • Applying world knowledge 	Science: Materials
▶ Song: I'm a cool, cool cat		▶ Creativity		▶ Revision	

8 The robot (pages 94–105)					
Vocabulary	Grammar	Story and value Phonics	Skills	Thinking skills	English for school
The body	<i>I can/can't stand on one leg. He/She can/can't (skip). Can you (swim)? Yes, I can. / No, I can't.</i>	<i>The problem Teamwork The letter sound g</i>	<ul style="list-style-type: none"> • Listening and speaking • Reading and writing 	<ul style="list-style-type: none"> • Problem solving • Identifying 	Science: The skeleton
▶ Song: Can you guess who we are?		▶ Creativity		▶ Revision	

9 At the beach (pages 106–117)					
Vocabulary	Grammar	Story and value Phonics	Skills	Thinking skills	English for school
Holidays	<i>Let's (play the guitar). Where's the (blue book)? Where are the (orange books)?</i>	<i>The top of the hill Modesty The letter sounds ee and ea</i>	<ul style="list-style-type: none"> • Reading, listening and writing • Speaking 	<ul style="list-style-type: none"> • Inferring meaning • Interpreting visual information 	Geography: Holiday weather
▶ Song: Let's go to the beach		▶ Creativity		▶ Revision	

1 At school

1 ^{CD1}₁₂ Listen and look. Then listen and say the words.



2 ^{CD1}₁₃ Listen and chant.

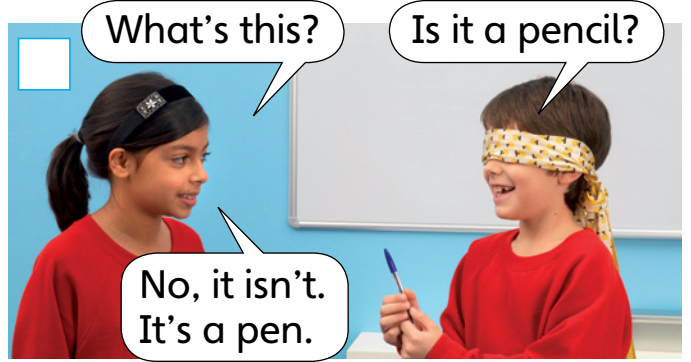
Hey, Flash! Hey, Flash!
 Come back, come back!

Your ruler, your rubber,
 Your pencil, your book,
 Your pen,
 And your pencil case.

Hey, Flash! Hey, Flash!
 Close your bag, close your bag!

Your ruler, your rubber,
 Your pencil, your book,
 Your pen,
 And your pencil case.

1 CD1 14 Listen and number the pictures.



2 CD1 15 **Grammar focus** Listen and say.

What's this? It's a pencil.
 No, it isn't. Is it a pen?
 Yes, it is.



3 Play the guessing game.





Listen and sing.

What's this?

Look at the desk,
 Look at the desk,
 The desk is in a mess!

Is it your pen?
 Is it your book?
 Is it your pencil case?

Yes or no?
 Tell me, Joe.

It isn't my pen.
 It isn't my book.
 It isn't my pencil case.
 Oh no, no!
 No, no, no!

Look at the desk ...



2





Look at Joe's desk. Draw lines from the school things to the correct desk.

12 Singing for pleasure

1 CD 1
19
Sticker

Listen and stick.
 Then write the words.

pen book bag desk



2 CD 1
20

Grammar focus

Listen and say.

Open your book, please.
 Sit at your desk, please.

Pass me a ruler, please.
 Close your bag, please.




3

Play the chain game.




1 CD1 21 **S** **Watch out, Flash!**



14 Value: helping each other



2 **Think!** Find and circle the same pictures in the story.



3 Find who says ... **My bag!**



4 **CD 1**
23 Listen and say.



A fat rat in a black bag.



1 CD 1 25

Listen and draw lines.




Sam



Fred



Kim



Mia




Jane




1

Read and circle the correct pictures.


1



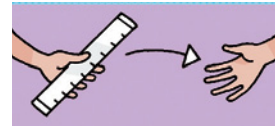
Put away your book, please.



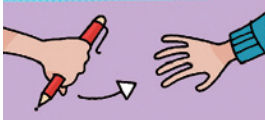
2



Take out your ruler, please.



3



Pass me a pencil, please.



4



Open your bag, please.



2

Ask and answer.

What's number 1?

It's a bag.

1



2



3



4



5



6



3

Draw and write about your bag.



This is my bag.
 It is green and blue.