

# Contents

**Map of the course** iv

## Introduction

*About Super Minds* viii

*Super Minds 2 components* ix

*Tour of a unit* xi

## Teaching with *Super Minds 2*

**Working with large classes** xiv

**Effective use of L1** xv











**Monitoring** xv

**Assessment** xvi

**Using the *Super Minds* songs** xvi

**Using the *Super Minds* stories** xvii

## Teaching notes

	Back to school	T4
	My day	T10
	The zoo	T22
	Where we live	T34
	The market	T46
	My bedroom	T58
	People	T70
	Off we go!	T82
	Sports club	T94
	Holiday plans	T106

# Introduction

## About Super Minds

### What is Super Minds?

*Super Minds* is a seven-level course for primary age students, with a Starter level underpinning *Super Minds 1*. By building solid foundations, expanding young minds, kindling the imagination and fostering positive values, *Super Minds* encourages students to become smarter as they develop in the widest educational sense.

### A flexible approach

*Super Minds* offers maximum flexibility:

- *Super Minds* gives the option of an oral–aural introduction to English by using the Starter level, whereas some schools may prefer to begin with *Super Minds 1*. All the language from the Starter level is re-introduced in Level 1 in different contexts, developing all four skills.
- All seven levels of *Super Minds* have been specifically researched to cater for a variety of teaching situations including those with a higher than usual number of hours of English per week. The units include lessons with a core syllabus focus and additional lessons which can be used flexibly according to the time available for English. This is explained in the **Tour of a unit** (see pages xi–xiii).

### Building solid foundations

*Super Minds 1* is appropriate for students who are ready to begin reading and writing in English and includes an early focus on the alphabet. The solid language syllabus is carefully structured to cater for those preparing for the YLE exams, with the YLE Starters syllabus covered by the end of *Super Minds 2*.

The students meet four Super Friends with engaging super powers: Whisper can talk to animals, Misty can make herself invisible and Thunder and Flash have superhuman strength and speed respectively. These powers enable them to take the students on exciting adventures through which all four language skills are practised and developed.



### Expanding young minds

*Super Minds* begins from the premise that the students are not just language learners but explorers in every aspect of their educational development. The course enables students to become smart in three ways:

- **Think!** The development of thinking skills underpins the course methodology and is clearly signposted in purposeful activities. These thinking skills are the building blocks of learning and the activities keep in step with the students' increasing maturity through the course.
- Wider thinking through the application of knowledge is encouraged by content and language integrated learning (CLIL), with topic-based material clearly linked with subjects across the curriculum.
- Games and other activities in pairs, groups or as a whole class are designed to improve students' memory and concentration skills.

In *Super Minds 1* and 2, specific activities develop a range of skills from observation to thinking skills such as memory, sequencing, categorising and deciphering codes.

### Kindling the imagination


From the beginning, *Super Minds* fuels the imagination not just through the adventures of the superhero characters in school and play contexts parallel to the students' own experiences, but also through specific activities.

Rounding up the language and contexts of the unit, guided visualisation activities invite the students to relax and listen before creating the picture that they saw in their mind, and TPR (total physical response) action sequences enable them to act out a story using simple language.

### Fostering positive values

Stories are a highly valuable teaching tool and in addition to the rich linguistic input that they offer, *Super Minds* also uses stories as a vehicle for the illustration and discussion of values. The students are encouraged through discussion and specific Workbook activities to think about the deeper meaning of the stories, such as the importance of fair play, waiting your turn, helping and looking after your friends.

# Super Minds 2 components



## Student's Book

The Student's Book contains:

- An introductory *Back to school* unit (6 pages) which reintroduces the characters Whisper, Thunder, Misty and Flash, and presents or revises classroom objects, *There's / There are*, 10–100 and imperatives
- 9 core units (12 pages) with an easy-to-use single-page lesson format rounding off with revision
- Cut-outs for festivals and selected activities
- Stickers for a different activity in each unit

### Each unit offers:

- An opening scene in contemporary and attractive 3D artwork which establishes the setting of the unit story and also provides a vehicle for the presentation of core vocabulary
- A memorable chant to practise the core vocabulary
- 2 grammar lessons with varied presentation and practice activities including targeted oral production of the new language in a Grammar focus feature
- An engaging song for further language practice
- A story featuring the Super Friends characters, illustrating a different value in each unit for class discussion and leading into a phonics focus on specific sounds
- **Think!** Activities to develop a range of thinking skills
- Cross-curricular English for school lessons, broadening the unit topic in the context of other school subjects, encouraging the students to learn and then apply knowledge, and offering an accessible follow-up project



- A **Creativity** lesson featuring either



a guided visualisation activity or



an action sequence telling a story in simple language

- A **Revision** lesson featuring a topic-based game, project or quiz

## Interactive DVD-ROM

This complementary component is included with the Student's Book, for students to use at home or in the school computer room, and with the Classware CD-ROM, for teachers to use in the classroom with a computer and a projector. Offering language reinforcement and consolidation while the students also have fun, it contains:

- Interactive games and activities
- The Student's Book stories brought to life with high-quality animation
- The Student's Book songs with karaoke versions for the students to record and play back their own voice
- Videoke activities featuring real-life clips, with the option for students to record themselves speaking one or both roles

